

# **POWER SMITH™**

## **2018 LED LIGHTING CATALOG**



[WWW.POWERSMITHPRODUCTS.COM](http://WWW.POWERSMITHPRODUCTS.COM)

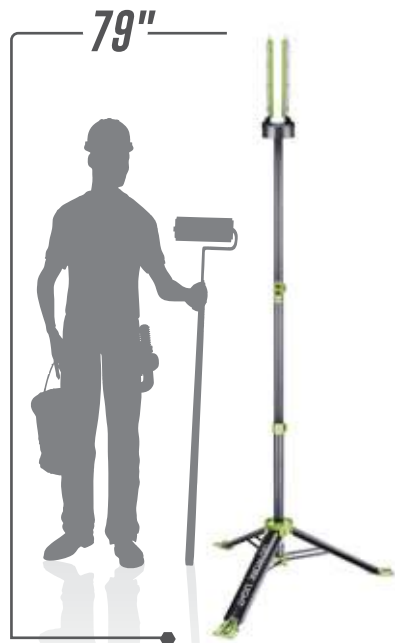
# **PowerSmith™** **LED WORK LIGHTS**

**A COMPLETE LINE OF DURABLE, HIGH-PERFORMANCE  
LED WORK LIGHTS  
FOR JOBSITE, HOME, AND INDUSTRY.**



**POWER SMITH VOYAGER**

*A UNIQUELY-DESIGNED  
HIGH-PERFORMANCE  
LED WORK LIGHT  
FOR JOBSITE  
HOME  
& INDUSTRY*



**VOYAGER 6000 LUMEN LED WORK LIGHT**

**PVL6000A**

**FEATURES:**

- Folds Down Into a Super-Compact Tube for Easy Portability and Storage
- Integrated Aluminum Tripod Telescopes Light Up to 79" Tall
- Long Lasting Bright White LEDs Never Need Replacing
- Four Fully Adjustable Light Heads Can Be Configured In Dozens of Ways to Get Light Where It Is Needed
- Can Project Light 360°
- Optional Remote Control (Included)
- Weatherproof
- Night Light and Flashing Mode for Soft Illumination and Hazard Alert
- Integrated Cord Wrap
- Foot Spikes Included for Extra Hold In Tough Conditions
- Adjustable Shoulder Strap Included for Transport
- No Tools or Assembly Required

**SPECIFICATIONS:**

Model: PVL6000A  
 Rated Power: 120V~, 60Hz, 52W  
 Brightness: 6000 Lumens  
 Color Temperature: 5000K Bright White  
 Cord Length: 6 ft.  
 Tripod Height: 30½" - 68"  
 Net Weight: 8.2 lb

UPC: 8-11285-02096-2  
 Master Pack: 4  
 Container Qtys: 1320/20', 2740/40'

**2 Year Warranty**



### 900 LUMEN MAGNETIC RECHARGEABLE LED WORK LIGHT

PWLR1110M

#### FEATURES:

- Sealed Die-Cast Aluminum Housing
- 4 High-Power Neodymium Magnets for Mounting Versatility
- Long-Lasting Super-Bright LEDs Never Need Replacing
- Adjustable Tilt: Up to 30° down and 90° up
- Cushioned Metal Carrying Handle
- Separate Mode Selection Switch: High, Medium, Low, and Flashing.
- Sealed On/Off Switch
- Impact-Resistant Glass Lens
- Reversible Metal Base: Rubberized Feet or Magnetic
- Includes 120V AC Wall Charger and 12V DC Car Charger

#### SPECIFICATIONS:

Output Power: 10 Watts  
 Brightness: 900/420/220 Lumens  
 Color Temperature: 5000K Bright White  
 Runtime per Charge: 3.5/6/12 Hours  
 Battery: 7.4V, Lithium-ion, 4.4 Ah  
 Recharge Time: 3-5 Hours  
 Net Weight: 2.1 lb

UPC: 8-11285-02017-7  
 Master Pack: 6  
 Container Qty: 5490/20', 11,340/40'



MAGNETIC FEET



2 Year Warranty



### 900 LUMEN RECHARGEABLE LED WORK LIGHT

PWLR1110F

#### FEATURES:

- Compact and Foldable for Easy Storage
- High-Capacity Rechargeable Lithium-ion Battery - Runs for 2 hours on High Brightness and Holds its Charge up to 18 Months in Storage.
- Light Stays Cool to the Touch
- Long-Lasting Super-Bright LEDs Never Need Replacing
- 4 Modes: High, Medium, Low, and Flashing
- USB Output for Charging Other Portable Devices
- Head Tilts 360°
- Indoor/Outdoor Approved
- Includes 120V AC Wall Charger

#### SPECIFICATIONS:

Output Power: 10 Watts  
 Brightness: 900/400/200 Lumens  
 Color Temperature: 5000K Bright White  
 Run Time Per Charge: 2/3.5/7 Hours  
 Battery: 7.4V, Lithium-ion, 2.6 Ah  
 Recharge Time: 3 Hours  
 Net Weight: 2.0 lb

UPC Code: 8-11285-02068-9  
 Master Pack: 6  
 Container Qty: 6960/20', 14,400/40'



2 Year Warranty

### 1800 LUMEN RECHARGEABLE LED WORK LIGHT

PWLR1120F

#### FEATURES:

- Compact and Foldable for Easy Storage
- High-Capacity Rechargeable Lithium-ion Battery - Runs for 2 hours on High Brightness and Holds its Charge up to 18 Months in Storage.
- Light Stays Cool to the Touch
- Long-Lasting Super-Bright LEDs Never Need Replacing
- 4 Modes: High, Medium, Low, and Flashing
- USB Output for Charging Other Portable Devices
- Head Tilts 360°
- Indoor/Outdoor Approved
- Includes 120V AC Wall Charger and 12V DC Car Charger

#### SPECIFICATIONS:

Output Power: 20 Watts  
 Brightness: 1800/800/300 Lumens  
 Color Temperature: 5000K Bright White  
 Run Time Per Charge: 2/4.5/10 Hours  
 Battery: 7.4V, Lithium-ion, 5.2 Ah  
 Recharge Time: 3 Hours  
 Net Weight: 3.3 lb

UPC Code: 8-11285-02069-6  
 Master Pack: 6  
 Container Qty: 4320/20', 8940/40'



2 Year Warranty

### 1800 LUMEN LED WORK LIGHT

#### FEATURES:

- Stays Cool to the Touch
- 5X More Energy Efficient than Halogen Lights
- Long-Lasting Super-Bright LEDs Never Need Replacing
- Sealed Die-Cast Aluminum Housing
- 5 ft Power Cord with Grounded Plug
- Adjustable Tilt: Up to 30° down and 90° up
- Metal Carrying Handle
- Sealed On/Off Switch
- Impact-Resistant Glass Lens
- Indoor/Outdoor Approved
- Metal Base

#### SPECIFICATIONS:

Rated Power: 120V~, 60Hz, 20W  
 Brightness: 1800 Lumens  
 Color Temperature: 5000K Bright White  
 Cord Length: 5 ft.  
 Net Weight: 2.1 lb

UPC Code: 8-11285-02115-0  
 Master Pack: 6  
 Container Qtys: 7020/20', 14,580/40'

2 Year Warranty 

### PWL1118BS



### 3750 LUMEN LED WORK LIGHT

#### FEATURES:

- Stays Cool to the Touch
- 5X More Energy Efficient than Halogen Lights
- Long-Lasting Super-Bright LEDs Never Need Replacing
- Sealed Die-Cast Aluminum Housing
- 5' Power Cord with Grounded Plug
- Adjustable Tilt: Up to 30° down and 90° up
- Cushioned Metal Carrying Handle
- Sealed On/Off Switch
- Impact-Resistant Glass Lens
- Indoor/Outdoor Approved
- Metal Base

#### SPECIFICATIONS:

Rated Power: 120V~, 60Hz, 36W  
 Brightness: 3750 Lumens  
 Color Temperature: 5000K Bright White  
 Cord Length: 5 ft.  
 Net Weight: 5.0 lb

UPC Code: 8-11285-02099-3  
 Master Pack: 4  
 Container Qtys: 2460/20', 5120/40'

2 Year Warranty 

### PWL1136BS



### 2500 LUMEN LED WORK LIGHT

#### FEATURES:

- Stays Cool to the Touch
- 5X More Energy Efficient than Halogen Lights
- Long-Lasting Super-Bright LEDs Never Need Replacing
- Sealed Die-Cast Aluminum Housing
- 5' Power Cord with Grounded Plug
- Adjustable Tilt: Up to 30° down and 90° up
- Cushioned Metal Carrying Handle
- Sealed On/Off Switch
- Impact-Resistant Glass Lens
- Indoor/Outdoor Approved
- Metal Base

#### SPECIFICATIONS:

Rated Power: 120V~, 60Hz, 24W  
 Brightness: 2500 Lumens  
 Color Temperature: 5000K Bright White  
 Cord Length: 5 ft.  
 Net Weight: 3.0 lb

UPC Code: 8-11285-02098-6  
 Master Pack: 6  
 Container Qtys: 2604/20', 5400/40'

2 Year Warranty 

### PWL1124BS



**5000 LUMEN LED WORK LIGHT**

**FEATURES:**


- Sealed Die-Cast Aluminum Housing
- 10 ft Power Cord with Grounded Plug
- Long-Lasting Super-Bright LEDs Never Need Replacing
- Adjustable Tilt: Up to 30° down and 90° up
- Metal Carrying Handle
- Sealed On/Off Switch
- Impact-Resistant Glass Lens
- Metal Base

**SPECIFICATIONS:**

Rated Power: 120V~, 60Hz, 50W  
 Brightness: 5000 Lumens  
 Color Temperature: 5000K Bright White  
 Cord Length: 10 ft.  
 Net Weight: 5.5 lb

UPC: 8-11285-02072-6  
 Master Pack: 4  
 Container Qty: 2460/20', 5120/40'

**2 Year Warranty**



**PWL1150BS**

**4000 LUMEN DUAL-HEAD LED WORK LIGHT WITH TRIPOD**

**FEATURES:**

- Sealed Die-Cast Aluminum Housing
- 9 ft Power Cord with Grounded Plug
- Long-Lasting Super-Bright LEDs Never Need Replacing
- Adjustable Tilt: Up to 30° down and 90° up
- Metal Carrying Handle
- Sealed On/Off Switch on Each Light
- Impact-Resistant Glass Lenses
- Metal Base
- Telescoping Tripod Extends up to 47" Tall
- Quick-Release System for Detaching Lights from Tripod

**SPECIFICATIONS:**

Rated Power: 120V~, 60Hz, 2x20W  
 Brightness: 4000 Lumens  
 Color Temperature: 5000K Bright White  
 Cord Length: 9 ft.  
 Tripod Height: 47"  
 Net Weight: 10 lb

UPC: 8-11285-02048-1  
 Master Pack: 2  
 Container Qty: 780/20', 1620/40'

**2 Year Warranty**



**PWL2140TS**



**5000 LUMEN DUAL-HEAD LED WORK LIGHT WITH TRIPOD**

**PWL2148TS**

**FEATURES:**

- Lights Stay Cool to the Touch
- 5X More Energy Efficient than Halogen Lights
- Long-Lasting Super-Bright LEDs Never Need Replacing
- Quick-Release System for Detaching Lights from Tripod
- Sealed Die-Cast Aluminum Housings
- 9' Power Cord with Grounded Plug
- Adjustable Tilt: Up to 30° down and 90° up
- Cushioned Metal Carrying Handle
- Sealed On/Off Switch on Each Light
- Impact-Resistant Glass Lenses
- Indoor/Outdoor Approved
- Metal Base
- Light Telescopes up to 68" Tall



**SPECIFICATIONS:**

Rated Power: 120V~, 60Hz, 2x24W  
 Brightness: 5000 Lumens  
 Color Temperature: 5000K Bright White  
 Cord Length: 9 ft.  
 Tripod Height: 60"  
 Net Weight: 11.1 lb

UPC Code: 8-11285-02100-6  
 Master Pack: 2  
 Container Qty: 700/20', 1500/40'



**2 Year Warranty**



**7500 LUMEN DUAL-HEAD LED WORK LIGHT WITH TRIPOD**

**PWL2172TS**

**FEATURES:**

- Lights Stay Cool to the Touch
- 5X More Energy Efficient than Halogen Lights
- Long-Lasting Super-Bright LEDs Never Need Replacing
- Quick-Release System for Detaching Lights from Tripod
- Sealed Die-Cast Aluminum Housings
- 9' Power Cord with Grounded Plug
- Adjustable Tilt: Up to 30° down and 90° up
- Cushioned Metal Carrying Handle
- Sealed On/Off Switch on Each Light
- Impact-Resistant Glass Lenses
- Indoor/Outdoor Approved
- Metal Base
- Telescoping Tripod Extends Light up to 74" Tall
- Leveling Leg for Uneven Surfaces



**SPECIFICATIONS:**

Rated Power: 120V~, 60Hz, 2x36W  
 Brightness: 7500 Lumens  
 Color Temperature: 5000K Bright White  
 Cord Length: 9 ft.  
 Telescope Height: 65"  
 Net Weight: 17.5 lb

UPC Code: 8-11285-02101-3  
 Master Pack: 1  
 Container Qty: 596/20', 1240/40'



**2 Year Warranty**



**10,000 LUMEN DUAL-HEAD LED WORK LIGHT WITH TRIPOD**

**PWL21100TS**

**FEATURES:**

- Sealed Die-Cast Aluminum Housing
- 9 ft Power Cord with Grounded Plug
- Long-Lasting Super-Bright LEDs Never Need Replacing
- Adjustable Tilt: Up to 30° down and 90° up
- Metal Carrying Handle
- Sealed On/Off Switch on Each Light
- Impact-Resistant Glass Lenses
- Metal Base
- Heavy-Duty Telescoping Tripod Extends up to 65" Tall
- Quick-Release System for Detaching Lights from Tripod
- Adjustable Leg Allows Easy Leveling on Uneven Surfaces

**SPECIFICATIONS:**

Output Power: 2x50 Watts  
 Rated Voltage: 120V~, 60 Hz  
 Input Ampere Rating: 1.0A  
 Brightness: 10,000 Lumens  
 Color Temperature: 5000K Bright White  
 Cord Length: 9 ft.  
 Tripod Height: 65"  
 Net Weight: 19 lb

UPC: 8-11285-02044-3  
 Master Pack: 1  
 Container Qty: 596/20', 1240/40'

**2 Year Warranty** 



**WATERPROOF RECHARGEABLE LED SPOTLIGHT**

**PSL10700W**

**FEATURES:**

- Waterproof and Submersible up to 10 Feet
- Floats for Easy Retrieval
- Rechargeable Lithium-ion Battery Holds a Charge up to 18 Months
- Long-Lasting Super-Bright LED Never Needs Replacing
- 3 Modes: High, Low, and Emergency
- 10W LED Provides 700 Lumens of Light and a Beam Distance up to 546 Yards
- 1.5 Hour Runtime at High Brightness and 3 Hours at Low
- Includes 120V AC Charger and 12V DC Car Charger

**SPECIFICATIONS:**

Output Power: 10 Watts  
 Max. Brightness: 700 Lumens  
 Beam Distance: 546 Yards  
 Color Temperature: 6500K Bright White  
 Runtime per Charge: 1.5 hours at high / 3 hours at low  
 Battery: 3.7V, Lithium-ion, 2.2 Ah  
 Charger: 120V, 60Hz, UL Listed  
 Charging Time: 5 Hours  
 Net Weight: 1.5 lb

UPC: 8-11285-02018-4  
 Master Pack: 5  
 Container Qty: 2825/20', 5850/40'

**2 Year Warranty**





**150 LUMEN LED FLOOD HEAD LAMP**

**PHL15F**

**FEATURES:**

- Hands-Free Visibility
- 150 Lumen Flood Light for Lighting Larger Areas
- 3 Convenient Light Modes: High-Low-Flashing
- Adjustable Head Strap Fits Both Adults and Kids
- Impact and Water Resistant
- Rotatable Light Head for Easy Angle Adjustment
- Lightweight: Only 2.6 oz (with Batteries)
- Includes 3 AAA Duracell Alkaline Batteries

**SPECIFICATIONS:**

Brightness: 150 Lumens Max  
 Power: 3 x AAA Batteries  
 Beam Distance: 65 Feet  
 Beam Angle: 120°  
 Modes: High-Low-Flashing  
 Battery Life: 5-18 Hours  
 Net Weight: 2.6 oz

UPC : 8-11285-02119-8  
 Master Pack: 12 (6 piece per display tray)  
 Container Qty: 16,800/20', 36,000/40'

**2 Year Warranty**



**INCLUDED**



**230 LUMEN LED WHITE/RED/GREEN FLOOD HEAD LAMP**

**PHL23FRGS**

**FEATURES:**

- Red and Green LED Flood Lights for Night Vision and Hunting
- Super Bright 230 Lumen White Flood Light for Lighting Larger Areas
- Sensor Activation Mode for Operation with Wet, Dirty, or Gloved Hands
- Adjustable Head Strap Fits Both Adults and Kids
- Impact and Water Resistant
- Light Head Tilts for Easy Angle Adjustment
- Lightweight: Only 3.3 oz (with Batteries)
- Includes 3 AAA Duracell Alkaline Batteries

**SPECIFICATIONS:**

Brightness: 230 Lumens Max  
 Power: 3 x AAA Batteries  
 Beam Distance: 65 Feet  
 Beam Angle: 120°  
 Modes for White Light: High-Low-Flashing  
 Modes for Colored Light: Red-Red Flashing-Green  
 Battery Life: Up to 10 Hours  
 Net Weight: 3.3 oz

UPC : 8-11285-02122-8  
 Master Pack: 12 (6 piece per display tray)  
 Container Qty: 13,560/20', 30,000/40'


**2 Year Warranty**



**INCLUDED**



**SENSOR ACTIVATION**



**RED, WHITE, and GREEN MODES**



**250 LUMEN LED RECHARGEABLE FLOOD HEAD LAMP**

**PHLR25FS**

**FEATURES:**

- Super Bright 250 Lumen Flood Light for Lighting Larger Areas
- Sensor Activation Mode for Operation with Wet, Dirty, or Gloved Hands
- Powered by Rechargeable 3.7V, 2200mAh Lithium-ion Battery
- Up to 12 Hours Run Time
- 3 Convenient Light Modes: High-Low-Flashing
- Adjustable Head Strap Fits Both Adults and Kids
- Impact and Water Resistant
- 180° Rotatable Light Head for Easy Angle Adjustment
- Lightweight: Only 3.6 oz (with Battery)
- Includes USB Charging Cable

**SPECIFICATIONS:**

Brightness: 250 Lumens Max  
 Power: 3.7V Rechargeable Lithium-ion Battery  
 Beam Distance: 65 Feet  
 Beam Angle: 120°  
 Modes: High-Low-Flashing  
 Run Time: 4- 12 Hours  
 Charge Time: 4-5 Hours  
 Net Weight: 3.6 oz

UPC : 8-11285-02120-4  
 Master Pack: 12 (6 piece per display tray)  
 Container Qty: 13,560/20', 30,000/40'

**2 Year Warranty**



**SENSOR ACTIVATION**



**USB CHARGING**



**2X250 LUMEN LED RECHARGEABLE FLOOD/SPOT HEAD LAMP**

**PHLR225D**

**FEATURES:**

- Dual Functions: Spot Light and Flood Light in One Unit
- Super-Bright 250 Lumen Spot Light for Distance up to 377 Feet
- Super-Bright 250 Lumen Flood Light for Lighting Larger Areas
- Powered by Rechargeable 3.7V, 750mAh Lithium-ion Battery
- 3 Convenient Light Modes: High-Low-Flashing
- Adjustable Head Strap Fits Both Adults and Kids
- Impact and Water Resistant
- Light Head Tilts for Easy Angle Adjustment
- Lightweight: Only 2.8 oz (with Battery)
- Includes USB Charging Cable

**SPECIFICATIONS:**

Brightness for Spot Light: 250 Lumens Max  
 Brightness for Flood Light: 250 Lumens Max  
 Power: 3.7V Rechargeable Lithium-ion Battery  
 Beam Distances: 377 Feet (Spot Light), 65 Feet (Flood Light)  
 Beam Angles: 10° (Spot Light), 120° (Flood Light)  
 Modes: High-Low-Flashing  
 Run Time: 3-8 Hours  
 Charge Time: 4-5 Hours  
 Net Weight: 2.8 oz

UPC : 8-11285-02121-1  
 Master Pack: 12 (6 piece per display tray)  
 Container Qty: 13,560/20', 30,000/40'

**2 Year Warranty**



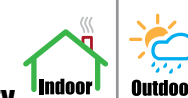
**SPOT LIGHT**



**FLOOD LIGHT**



**USB CHARGING**



---

---

---

---

---

---

---

---

---

---

---

---

---

---

---

---

---

---

---

---

---

---

---

---

---

---

---

---

---

---

---

---

---

---

---

---

---

---

---

---

---

---

---

---

---

---

---

---

# ***POWER SMITH***<sup>TM</sup>

## **2018 LED LIGHTING CATALOG**



**RICHPower INDUSTRIES, INC.  
736 HAMPTON ROAD  
WILLIAMSTON, SC 29697**